

All Purpose Shelters

With rugged, all-weather construction, numerous styles, and plenty of options, PortaFab shelters are the perfect solution for providing employees, tenants, or customers with a comfortable and protected area to wait, smoke, or even operate an ATM or other Kiosk. Constructed of maintenance free aluminum posts, fiberglass reinforced panels, and tempered safety glass windows, you can choose from 9 standard sizes or custom design a shelter to meet your particular needs.

Fast Affordable Solutions

The pre-fabricated shelters are shipped fully assembled and ready for use within minutes. Just set the building, connect any necessary power, and you're in business.

Superior Construction

PortaFab shelters combine the strength of a heavy-duty welded aluminum framework for long-lasting durability and an aesthetically pleasing design. Their welded aluminum framing provides exceptional structural strength for years of trouble-free service. Standard aluminum window frames stand up to the elements and the 1/4" thick tempered safety glass provides 360° visibility while blocking winds.

Applications

- Smoking Shelters
- Taxi Shelters
- Valet Shelters
- Pay-On-Foot Shelters
- Waiting Shelters
- Bus Shelters
- Shuttle Shelters
- Pay Box Shelters
- Money Access Shelters

SMOKING & TRANSIT SHELTERS



PortaFab shelters come fully assembled and ready for instant use.

Specifications for Shelters

Structure: Mill finished, extruded aluminum 6063-T5 alloy channels and posts.

Welding: All structural components are certified welded at all intersections to create a unitized framework with no rivets, bolts, or fasteners.

Wall Panels: Durable and weather resistant 1/2" Medex™ laminated with gray fiberglass reinforced plastic on both sides.

Ceiling: 5/8" white vinyl-faced board with interior clear height of 89".

Roof: Units ship with a standard three-inch overhang on the exterior roof.

Windows: Anodized aluminum window frames with heavy-duty weather-stripped windows made from 1/4" thick clear tempered safety glass. Tinted, polycarbonate, and acrylic windows are also available.

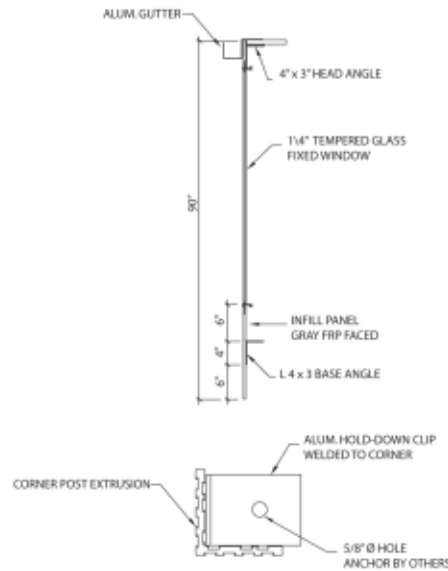
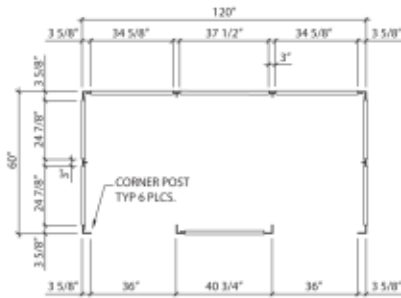
Electrical: When applicable, all conduit and wiring is surface mounted and installed along with a 100 amp circuit breaker box to power lighting, climate control, and ventilation systems.

Options: Shelters can include benches, lights, ash tray/urns, exhaust fans, heaters and a/c units as well as a variety of doors.

BODE

MATERIAL HANDLING SOLUTIONS

Style "C" Sample Drawing

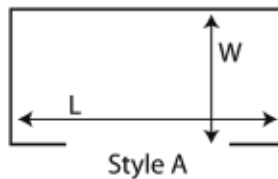


Selection

Shelters are available in 9 standard sizes in three styles or custom configured to your exact specifications. They can be custom color matched to compliment existing surroundings and include optional doors, benches, lighting, climate control, ventilation systems, and more.

Sizes

Shelter Size	Model Number
6 x 6	66
6 x 8	68
6 x 10	610
6 x 12	612
8 x 8	88
8 x 10	810
8 x 12	812
8 x 16	816
8 x 20	820



Options

PortaFab shelters can be outfitted with many of options to enhance functionality and comfort. Other options like A/C and Tinted Glass are also available.

Benches: Choose from wooden or maintenance-free, clear anodized aluminum benches.

Cigarette Urn & Ash Trays: Wall or floor mounted ashtrays and urns minimize litter.

Exhaust Fans / Ventilation Systems: Exhaust fans & air purifiers are ideal for removing smoke in smoking shelter applications.

Fluorescent Fixtures: 4' long, ceiling mounted, energy efficient, industrial fluorescent fixtures with acrylic lenses are suitable for environments where weathering, high temperature, humidity, dust or corrosive fumes are present.

Lighting: Photocell-activated, dusk-to-dawn lighting is ideal for shuttle stations, bus stops and other mass transit shelter locations.

Radiant Heater: Ceiling mounted radiant heaters feature powder coated steel enclosures, gold anodized reflector, and push button timers.

Glazing: Bronze tint glass, acrylic or polycarbonate

Wind Skirt: Seals shelter to the concrete.



PortaFab also manufactures a line of fully-enclosed pre-assembled booths.

BODE

MATERIAL HANDLING SOLUTIONS

BodeEquipment.com

(800) 797-5699