



Perma Tech, Inc.

"Your Single Source for ALL Your Loading Dock Needs"

PERMA ORIGINAL DOCK SEAL

Foam Header / F-Series Head Curtain

FEATURES:

- *Provides the best possible seal*
- *2" hem fabric with screws and washer, construction*
- *Industrial grade fabrics for long-term durability*
- *Treated wood or Galvanized steel backboards*
- *Full height guide stripes*
- *Optional Wear Pleats or Wear Face to make the dock seals more durable*



Perma Tech "Original" Dock Seals provide the most effective seal possible at the loading dock door to ensure reduced heating and cooling costs, loading safety, security, and product protection against the elements.



BODE

MATERIAL HANDLING SOLUTIONS

BodeEquipment.com

(800) 797-5699

PERMA ORIGINAL DIFFERENCE:

The Perma "Original" Dock Seal is constructed with polyurethane foam, attached to pressure treated wood backboard through a 2" vinyl fabric hem using screws and washers. This allows for air to be released when compressed. Brass grommets for additional air pressure release are placed in the header and bottom of side pads.

FEATURES & OPTIONS

HEAD PAD:

A 12" wide foam filled, wood backed head member is standard on Perma Dock Seals for doors less than 9'0" high. Extra wide head members, 18"- 30", are available to allow varied truck height coverage.

F-SERIES CURTAIN

The F-series head curtain is used when door sizes are 9' 0" and over. It extends over and down the face of the side pads to cover a wide range of truck heights and by adding Velcro slits with a rope pull-up system, the F-Series curtain becomes more adjustable.

Choice of three styles:

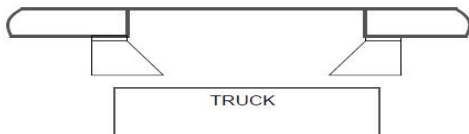
NF= No Foam, Most adjustable

EF= 1 inch of foam, Somewhat adjustable

F= 4 inches of foam, Least adjustable

WEDGED SIDE MEMBERS:

Wedge cut side members extend foam only into the door opening to effectively seal the trailer without subjecting wood backboards to damage from passing loads.



BACKBOARD:

All backboards are made with pressure treated lumber or

OPTIONAL: Galvanized 16 ga. steel backer

GUIDE STRIPES:

Full height 4" wide yellow guide stripes are standard on all models, along with galvanized hardware.

HIGH QUALITY FABRICS:

The dock seal cover fabric is the most critical component in determining the useful lift of the dock seal. Perma Tech offers a variety of weighted vinyl and colors designed to suite every dock situation from light volume traffic to the heaviest traffic.

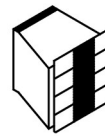
OPTIONS:

DROP FLAP:

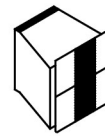
A weighted drop flap can be sewn to the foam head pad to service an occasional lower truck.

PERMA PLEATS:

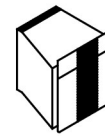
Perma Pleats provide extra protection on the face of the dock seal. Perma Pleats are available in a variety of fabrics and comes in 4", 8", and 16" face exposure.



PP4
EXPOSURE: 4"
OVERLAP: 4"
TOTAL LENGTH: 8"



PP8
EXPOSURE: 8"
OVERLAP: 4"
TOTAL LENGTH: 12"

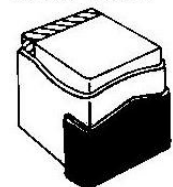


PP16
EXPOSURE: 16"
OVERLAP: 2"
TOTAL LENGTH: 18"

WEAR FACE:

Wear face is a second layer of material sewn over the base fabric to provide additional protection to the face of the dock seal.

Wear Face



METAL HOOD:

Perma Metal Hoods help to keep snow and moisture off the dock header and away from the loading dock area.

DECLINE OR INCLINE

Tapered dock seal projections are available to accommodate sloped drives. Even truck contact and compression into the foam pads eliminate excessive wear at the top or bottom of the seal.



Our Commitment to Our Customers:

Perma Tech, grounded in superior craftsmanship and committed to the highest level of customer satisfaction, designs and manufactures high quality, innovative loading dock products for our business partners that improve safety, productivity, and energy savings.