

Mix Contents of Closed Drum

>> Watch the Video <<

- Use common steel drum for mixing
- No permanent container to purge between batches
- Use separate drum for each batch

Agitate your drum's contents without even opening the drum! Incorporate important stratified ingredients and eliminate sediment in the bottom of your drum. Mixing in closed drums eliminates the hazards, worker exposure, and messy cleanup associated with insertion mixers.

This compact, portable mixer and drum cradle rolls a closed drum to agitate the contents. You may also dispense directly from your drum through a faucet. The built-in tipping bar provides leverage to ease loading and unloading. The sides and back are enclosed to protect the drive.

Drum Sizes

- Roll a 6" to 28" (15.2 to 71 cm) diameter drum
- Up to 38" (97 cm) tall. Relocate wheels to accommodate various steel drum sizes.
- The tipping lever will ONLY engage a drum 30" (76.2 cm) or taller

Drum RPM

- Fixed speed models roll a 22.5" (57.2 cm) diameter drum at 20 RPM (16 RPM on 50Hz models)
- Variable speed models roll a drum from 15 to 24 RPM (13 to 20 RPM on 50Hz models)

Capacity of Wheeled Models

- Liquid load: 500 Lb. (227 kg)
- Dry load varies with drum RPM
 - 350 Lb. (159 kg) at 15 RPM
 - 300 Lb. (136 kg) at 20 RPM
 - 250 Lb. (113 kg) at 24 RPM

Maximum ambient operating temperature

- 140°F (60°C)



Improved Kick Stand

The new kick stand design is easier to deploy, and better supports the drum roller in upright position.

Dispense Directly from Drum



Drain the contents of a drum directly into a smaller container for use as needed. A closed faucet can be in place while the drum is rotated.



Improved Top Rim Hook

Engage the top rim of the drum to help in tipping it over into rolling position.

Options and Accessories



Roll a 1 to 5 Gallon Can

Add optional Idler Attachment (part # 1-5P) to extend the usefulness of your drum roller. Easily attached with 4 bolts, the spacers adjust to roll a 1 to 5 gallon (4 to 19 liter) cylindrical can. Rolls a 5-gallon can at approximately double the RPM of a 55-gallon drum. Idler Attachment is for use on wheeled drum roller only. It cannot be used with belted models.



Roll a Plastic Drum

Add option POLY-201 to roll a 55-gallon (210 liter) plastic drum. It adds extra wheels to grip the flexible drum sidewall, an end stop to prevent the drum from travelling lengthways while being rolled, and a chain to assist in loading the drum onto the roller. Adds 62 Lb. (28.1 kg) to the ship weight and requires a skid.



Simple Rock-Over Loading

The built-in tipping lever facilitates loading. Improved frame shape and lower height make loading easier. Note: The tipping lever will only engage a drum that is 30" (76.2 cm) or taller.

Improved Internal Components

Larger sprockets and roller chain for years of reliable drum rolling.

Belted Drum Rollers for Fiber Drum



Belted portable drum rollers are designed to roll a fiber drum, and can also be used for a steel drum. They have broad belts, instead of the wheels, to support your drum.

Liquid load capacity: 300 Lb. (227 kg)
Dry load capacity varies with drum RPM (see model numbers page 5).

Capacity of Belted Models

- Liquid load: 300 Lb. (136 kg)
- Dry load varies with drum RPM
 - 300 Lb. (136 kg) at 15 RPM
 - 300 Lb. (136 kg) at 20 RPM
 - 250 Lb. (114 kg) at 24 RPM

Custom Stainless Steel Portable Drum Rollers




Custom versions made of type 304 stainless steel are valuable for use in clean environments such as food and pharmaceutical companies.

Construction and Design Features

Bottom shows working parts and their accessibility

1. Built-in tipping lever extends to assist in loading drum
2. Chine hook
3. Variable speed control
4. Two 3" (7.6 cm) swivel casters for mobility.
5. Bearings support two jack shafts.
6. Standard motor is 1/2 HP, 60Hz, 115V, 1800 RPM, single phase, ball-bearing, totally enclosed type with manual reset overload protection, switch, cord and plug. Air motors and other electric motor voltages and types are available without protection, switch, cord or plug.
7. Two 3" (7.6 cm) polyolefin wheels
8. Single-phase AC models have 8" (20.3 cm) long cord and 3-prong plug
9. Kick stand supports unit when standing on end
10. Base plate
11. Kick stand release handle



Model # 201VS-1 shown

Steps To Use Morse Portable Drum Rollers

A. Extend tipping lever (1) and tilt drum roller to upright

B. Activate kickstand (9) by pulling with foot toward you until locked so drum roller stands by itself


C. Load drum onto base plate (10) with drum truck (model # 160 shown) or below-hook drum lifter




... continued on page 3

Steps To Use Morse Portable Drum Rollers (continued from page 2)

D. Extend tipping lever (1) fully and push toward drum. Engage chine hook (2) on top rim of drum



E. To raise kickstand (9), push tipping lever (1) toward drum to allow kick stand to clear the floor. Then pull yellow release handle (11)



F. Pull fully extended tipping lever (1) to tilt drum roller over to horizontal rolling position

G. Move drum roller into enclosure with interlock, connect power (8) and turn on



H. Once rolling is complete, turn off drum roller, disconnect power (8) and remove drum roller from enclosure

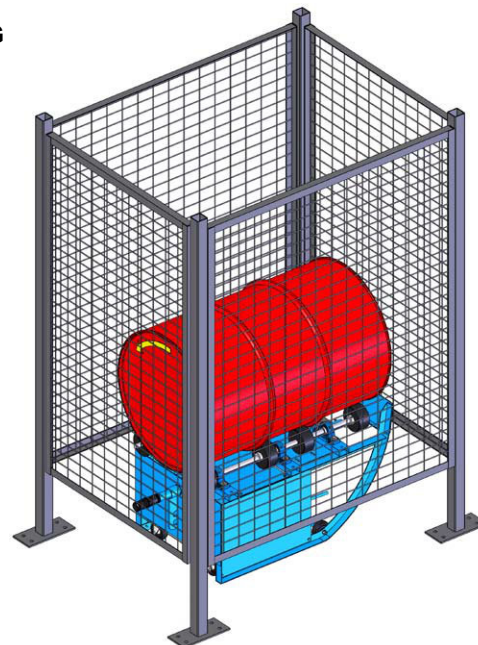


I. Extend tipping lever (1) and engage chine hook (2) on top rim of drum

J. Tilt drum roller back to upright and pull kickstand (9) with foot to support drum roller in upright position

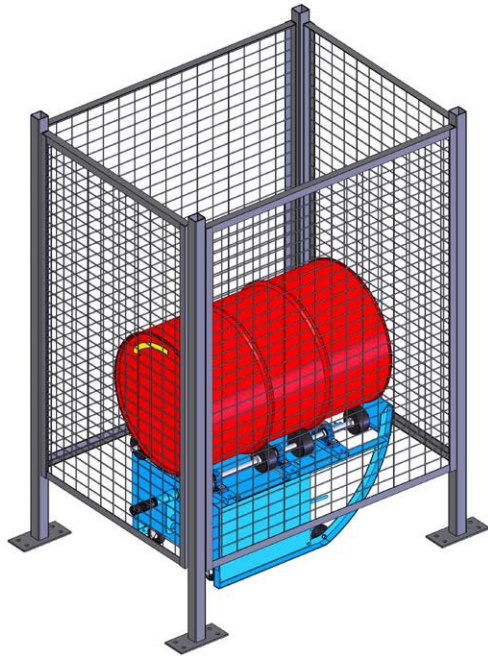
K. Remove upright drum with drum truck or below-hook drum lifter

G



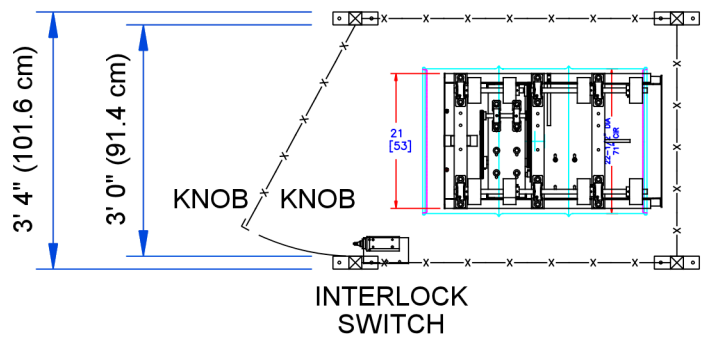
Guard Enclosure Kits with Safety Interlock

Comply with OSHA Requirements
(Drum Roller Sold Separately)



Outside post-to-post Dimensions
L52" x W40" x H63.25" (132 x 102 x 161 cm)

3' (91.4 cm) WIDE DOOR OPENING
WITH KNOB BOTH SIDES



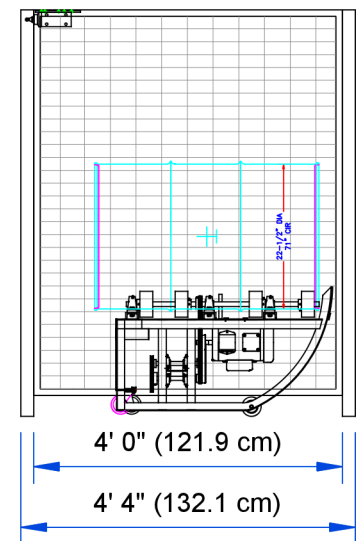
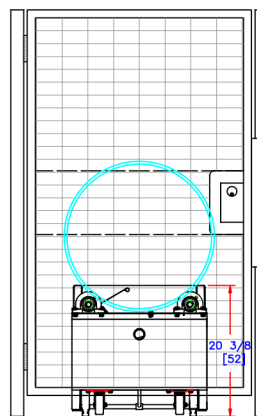
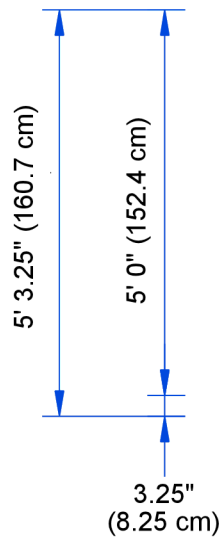
DOOR PANEL

Enclosures for Morse Portable Drum Rollers have a safety interlock to automatically shut off the drum roller when the gate is opened. Open the enclosure gate, place your drum onto the drum roller, then close the gate to allow operation. Connections are included for single-phase AC and for air powered models only. Customer to provide controls and connections for 3-phase AC and for explosion-proof AC models.

Install all Morse Drum Rotators in accordance with OSHA requirements for enclosure and safety interlock, etc. Drum roller automatically turns off when enclosure door is opened.

For OSHA compliance, see OSHA subpart O.1910.212(a)(4) "Barrels, containers, and drums. Revolving drums, barrels, and containers shall be guarded by an enclosure which is interlocked with the drive mechanism, so that the barrel, drum, or container cannot revolve unless the guard enclosure is in place."

Power connections and motor controls must comply with applicable codes.



| Guard Enclosure Kit | Guard Enclosure Kit with Safety Interlock | Gate Switch | Domestic Ship Weight | Domestic Ship Dimensions |
|---------------------|---|-------------|----------------------|-------------------------------------|
| GEK-201-1 | Fits Portable Drum Roller with 1-phase electric motor | AC | 340 Lb. (154 kg) | L101" W31" H66" (257 x 79 x 168 cm) |
| GEK-201-3 | Fits Portable Drum Roller with 3-phase electric motor | AC | 340 Lb. (154 kg) | L101" W31" H66" (257 x 79 x 168 cm) |
| GEK-201-E1 | Fits Portable Drum Roller with Explosion-proof 1-phase electric motor | AC | 340 Lb. (154 kg) | L101" W31" H66" (257 x 79 x 168 cm) |
| GEK-201-E3 | Fits Portable Drum Roller with Explosion-proof 3-phase electric motor | AC | 340 Lb. (154 kg) | L101" W31" H66" (257 x 79 x 168 cm) |
| GEK-201-A | Fits Portable Drum Roller with Air motor | Air | 340 Lb. (154 kg) | L101" W31" H66" (257 x 79 x 168 cm) |

* Explosion Proof motors are rated for Class I Group D, and Class II Groups F and G

Fixed Speed Wheeled Portable Drum Rollers

| Model # | Motor | Volts | Full Load Amp Draw | Drum RPM * | Drum Roller Capacity | | Handle Drum Diameter | Maximum Drum Length | Domestic Ship Weight | Domestic Ship Dimensions | Guard Enclosure Kit Option # |
|--------------|--|---------------|--------------------|------------|----------------------|------------------|-------------------------|---------------------|----------------------|----------------------------------|------------------------------|
| | | | | | Liquid Contents | Dry Contents ** | | | | | |
| 201/20-1 | 1/2 HP, 1-phase, 60Hz | 115 | 7.4 | 20 | 500 Lb. (227 kg) | 300 Lb. (136 kg) | 6" to 28" (15 to 71 cm) | 40" (102 cm) | 174 Lb. (79 kg) | L38" W25" H21" (97 x 64 x 53 cm) | GEK-201-1 |
| 201/20-1-50 | 1/2 HP, 1-phase, 50Hz | 110 / 220 | 7.2 / 3.6 | 16 | 500 Lb. (227 kg) | 300 Lb. (136 kg) | 6" to 28" (15 to 71 cm) | 40" (102 cm) | 174 Lb. (79 kg) | L38" W25" H21" (97 x 64 x 53 cm) | GEK-201-1 |
| 201/20-3 | 1/2 HP, 3-phase, 60Hz | 208-230 / 460 | 2.5-2.0 / 1.0 | 20 | 500 Lb. (227 kg) | 300 Lb. (136 kg) | 6" to 28" (15 to 71 cm) | 40" (102 cm) | 174 Lb. (79 kg) | L38" W25" H21" (97 x 64 x 53 cm) | GEK-201-3 |
| 201/20-3-50 | 1/2 HP, 3-phase, 50Hz | 230 / 400 | 1.7 / 1.0 | 16 | 500 Lb. (227 kg) | 300 Lb. (136 kg) | 6" to 28" (15 to 71 cm) | 40" (102 cm) | 174 Lb. (79 kg) | L38" W25" H21" (97 x 64 x 53 cm) | GEK-201-3 |
| 201/20-575 | 1/2 HP, 3-phase, 60Hz | 575 | 0.8 | 20 | 500 Lb. (227 kg) | 300 Lb. (136 kg) | 6" to 28" (15 to 71 cm) | 40" (102 cm) | 174 Lb. (79 kg) | L38" W25" H21" (97 x 64 x 53 cm) | GEK-201-3 |
| 201/20-E1 | Explosion-proof, 1/2 HP, 1-phase, 60Hz | 115 / 208-230 | 7.4 / 3.9-3.7 | 20 | 500 Lb. (227 kg) | 300 Lb. (136 kg) | 6" to 28" (15 to 71 cm) | 40" (102 cm) | 184 Lb. (84 kg) | L38" W25" H21" (97 x 64 x 53 cm) | GEK-201-E1 |
| 201/20-E1-50 | Explosion-proof, 1/2 HP, 1-phase, 50Hz | 110 / 220 | 7.2 / 3.6 | 16 | 500 Lb. (227 kg) | 300 Lb. (136 kg) | 6" to 28" (15 to 71 cm) | 40" (102 cm) | 184 Lb. (84 kg) | L38" W25" H21" (97 x 64 x 53 cm) | GEK-201-E1 |
| 201/20-E3 | Explosion-proof, 1/2 HP, 3-phase, 60Hz | 208-230 / 460 | 2.1-2.0 / 1.0 | 20 | 500 Lb. (227 kg) | 300 Lb. (136 kg) | 6" to 28" (15 to 71 cm) | 40" (102 cm) | 184 Lb. (84 kg) | L38" W25" H21" (97 x 64 x 53 cm) | GEK-201-E3 |
| 201/20-E3-50 | Explosion-proof, 1/2 HP, 3-phase, 50Hz | 230 / 400 | 1.7 / 1.0 | 16 | 500 Lb. (227 kg) | 300 Lb. (136 kg) | 6" to 28" (15 to 71 cm) | 40" (102 cm) | 184 Lb. (84 kg) | L38" W25" H21" (97 x 64 x 53 cm) | GEK-201-E3 |
| 201/20-E575 | Explosion-proof, 1/2 HP, 3-phase, 60Hz | 575 | 0.7 | 20 | 500 Lb. (227 kg) | 300 Lb. (136 kg) | 6" to 28" (15 to 71 cm) | 40" (102 cm) | 184 Lb. (84 kg) | L38" W25" H21" (97 x 64 x 53 cm) | GEK-201-E3 |
| 201/20-A | Air Motor | - | - | 20 | 500 Lb. (227 kg) | 300 Lb. (136 kg) | 6" to 28" (15 to 71 cm) | 40" (102 cm) | 158 Lb. (72 kg) | L38" W25" H21" (97 x 64 x 53 cm) | GEK-201-A |

* RPM is based on standard 22.5" (57.15 cm) diameter 55-gallon (210 liter) drum.

** A shifting dry load exerts greater stress on the drum roller than the fluid motion of a liquid load.

Variable Speed Wheeled Portable Drum Rollers

| Model # | Motor | Volts | Full Load Amp Draw | Drum RPM * | Drum Roller Capacity | | Handle Drum Diameter | Maximum Drum Length | Domestic Ship Weight | Domestic Ship Dimensions | Guard Enclosure Kit Option # |
|-------------|--|---------------|--------------------|-------------------|----------------------|--|----------------------------|---------------------|----------------------|-------------------------------------|------------------------------|
| | | | | | Liquid Contents | Dry Contents ** | | | | | |
| 201VS-1 | 1/2 HP, 1-phase, 60Hz | 115 | 7.4 | Variable 15 to 24 | 500 Lb. (227 kg) | 350 Lb. (159 kg) at 15 RPM 300 Lb. (136 kg) at 20 RPM 250 Lb. (114 kg) at 24 RPM | 6" to 28" (15 to 71 cm) | 40" (102 cm) | 184 Lb. (84 kg) | L38" W25" H21" (97 x 64 x 53 cm) | GEK-201-1 |
| 201VS-1-50 | 1/2 HP, 1-phase, 50Hz | 110 / 220 | 7.2 / 3.6 | Variable 13 to 20 | 500 Lb. (227 kg) | 350 Lb. (159 kg) at 13 RPM 300 Lb. (136 kg) at 20 RPM | 6" to 28" (15 to 71 cm) | 40" (102 cm) | 184 Lb. (84 kg) | L38" W25" H21" (97 x 64 x 53 cm) | GEK-201-1 |
| 201VS-3 | 1/2 HP, 3-phase, 60Hz | 208-230 / 460 | 2.5-2.0 / 1.0 | Variable 15 to 24 | 500 Lb. (227 kg) | 350 Lb. (159 kg) at 15 RPM 300 Lb. (136 kg) at 20 RPM 250 Lb. (114 kg) at 24 RPM | 6" to 28" (15 to 71 cm) | 40" (102 cm) | 184 Lb. (84 kg) | L38" W25" H21" (97 x 64 x 53 cm) | GEK-201-3 |
| 201VS-3-50 | 1/2 HP, 3-phase, 50Hz | 230 / 400 | 1.7 / 1.0 | Variable 13 to 20 | 500 Lb. (227 kg) | 350 Lb. (159 kg) at 13 RPM 300 Lb. (136 kg) at 20 RPM | 6" to 28" (15 to 71 cm) | 40" (102 cm) | 184 Lb. (84 kg) | L38" W25" H21" (97 x 64 x 53 cm) | GEK-201-3 |
| 201VS-575 | 1/2 HP, 3-phase, 60Hz | 575 | 0.8 | Variable 15 to 24 | 500 Lb. (227 kg) | 350 Lb. (159 kg) at 15 RPM 300 Lb. (136 kg) at 20 RPM 250 Lb. (114 kg) at 24 RPM | 6" to 28" (15 to 71 cm) | 40" (102 cm) | 184 Lb. (84 kg) | L38" W25" H21" (97 x 64 x 53 cm) | GEK-201-3 |
| 201VS-E1 | Explosion-proof, 1/2 HP, 1-phase, 60Hz | 115 / 208-230 | 7.4 / 3.9-3.7 | Variable 15 to 24 | 500 Lb. (227 kg) | 350 Lb. (159 kg) at 15 RPM 300 Lb. (136 kg) at 20 RPM 250 Lb. (114 kg) at 24 RPM | 6" to 28" (15 to 71 cm) | 40" (102 cm) | 194 Lb. (88 kg) | L38" W25" H21" (97 x 64 x 53 cm) | GEK-201-E1 |
| 201VS-E1-50 | Explosion-proof, 1/2 HP, 1-phase, 50Hz | 110 / 220 | 7.2 / 3.6 | Variable 13 to 20 | 500 Lb. (227 kg) | 350 Lb. (159 kg) at 13 RPM 300 Lb. (136 kg) at 20 RPM | 6" to 28" (15 to 71 cm) | 40" (102 cm) | 194 Lb. (88 kg) | L38" W25" H21" (97 x 64 x 53 cm) | GEK-201-E1 |
| 201VS-E3 | Explosion-proof, 1/2 HP, 3-phase, 60Hz | 208-230 / 460 | 2.1-2.0 / 1.0 | Variable 15 to 24 | 500 Lb. (227 kg) | 350 Lb. (159 kg) at 15 RPM 300 Lb. (136 kg) at 20 RPM 250 Lb. (114 kg) at 24 RPM | 6" to 28" (15 to 71 cm) | 40" (102 cm) | 194 Lb. (88 kg) | L38" W25" H21" (97 x 64 x 53 cm) | GEK-201-E3 |
| 201VS-E3-50 | Explosion-proof, 1/2 HP, 3-phase, 50Hz | 230 / 400 | 1.7 / 1.0 | Variable 13 to 20 | 500 Lb. (227 kg) | 350 Lb. (159 kg) at 13 RPM 300 Lb. (136 kg) at 20 RPM | 6" to 28" (15 to 71 cm) | 40" (102 cm) | 194 Lb. (88 kg) | L38" W25" H21" (97 x 64 x 53 cm) | GEK-201-E3 |
| 201VS-E575 | Explosion-proof, 1/2 HP, 3-phase, 60Hz | 575 | 0.7 | Variable 15 to 24 | 500 Lb. (227 kg) | 350 Lb. (159 kg) at 15 RPM 300 Lb. (136 kg) at 20 RPM 250 Lb. (114 kg) at 24 RPM | 6" to 28" (15 to 71 cm) | 40" (102 cm) | 194 Lb. (88 kg) | L38" W25" H21" (97 x 64 x 53 cm) | GEK-201-E3 |
| 201VS-A | Air Motor | - | - | Variable 15 to 24 | 500 Lb. (227 kg) | 350 Lb. (159 kg) at 15 RPM 300 Lb. (136 kg) at 20 RPM 250 Lb. (114 kg) at 24 RPM | 6" to 28" (15 to 71 cm) | 40" (102 cm) | 168 Lb. (76 kg) | L38" W25" H21" (97 x 64 x 53 cm) | GEK-201-A |

* RPM is based on standard 22.5" (57.15 cm) diameter 55-gallon (210 liter) drum.

** A shifting dry load exerts greater stress on the drum roller than the fluid motion of a liquid load.

Belted Fixed Speed Portable Drum Rollers for Fiber Drum

| Model # | Motor | Volts | Full Load Amp Draw | Drum RPM * | Drum Roller Capacity | | Handle Drum Diameter | Maximum Drum Length | Domestic Ship Weight | Domestic Ship Dimensions | Guard Enclosure Kit Option # |
|---------------|--|---------------|--------------------|------------|----------------------|------------------|--------------------------|---------------------|----------------------|------------------------------------|------------------------------|
| | | | | | Liquid Contents | Dry Contents ** | | | | | |
| 201B/20-1 | 1/2 HP, 1-phase, 60Hz | 115 | 7.4 | 20 | 300 Lb. (136 kg) | 300 Lb. (136 kg) | 16" to 23" (41 to 58 cm) | 35" (89 cm) | 219 Lb. (99 kg) | L48" W40" H26" (122 x 102 x 66 cm) | GEK-201-1 |
| 201B/20-1-50 | 1/2 HP, 1-phase, 50Hz | 110 / 220 | 7.2 / 3.6 | 16 | 300 Lb. (136 kg) | 300 Lb. (136 kg) | 16" to 23" (41 to 58 cm) | 35" (89 cm) | 219 Lb. (99 kg) | L48" W40" H26" (122 x 102 x 66 cm) | GEK-201-1 |
| 201B/20-3 | 1/2 HP, 3-phase, 60Hz | 208-230 / 460 | 2.5-2.0 / 1.0 | 20 | 300 Lb. (136 kg) | 300 Lb. (136 kg) | 16" to 23" (41 to 58 cm) | 35" (89 cm) | 219 Lb. (99 kg) | L48" W40" H26" (122 x 102 x 66 cm) | GEK-201-3 |
| 201B/20-3-50 | 1/2 HP, 3-phase, 50Hz | 230 / 400 | 1.7 / 1.0 | 16 | 300 Lb. (136 kg) | 300 Lb. (136 kg) | 16" to 23" (41 to 58 cm) | 35" (89 cm) | 219 Lb. (99 kg) | L48" W40" H26" (122 x 102 x 66 cm) | GEK-201-3 |
| 201B/20-575 | 1/2 HP, 3-phase, 60Hz | 575 | 0.8 | 20 | 300 Lb. (136 kg) | 300 Lb. (136 kg) | 16" to 23" (41 to 58 cm) | 35" (89 cm) | 219 Lb. (99 kg) | L48" W40" H26" (122 x 102 x 66 cm) | GEK-201-3 |
| 201B/20-E1 | Explosion-proof, 1/2 HP, 1-phase, 60Hz | 115 / 208-230 | 7.4 / 3.9-3.7 | 20 | 300 Lb. (136 kg) | 300 Lb. (136 kg) | 16" to 23" (41 to 58 cm) | 35" (89 cm) | 229 Lb. (104 kg) | L48" W40" H26" (122 x 102 x 66 cm) | GEK-201-E1 |
| 201B/20-E1-50 | Explosion-proof, 1/2 HP, 1-phase, 50Hz | 110 / 220 | 7.2 / 3.6 | 16 | 300 Lb. (136 kg) | 300 Lb. (136 kg) | 16" to 23" (41 to 58 cm) | 35" (89 cm) | 229 Lb. (104 kg) | L48" W40" H26" (122 x 102 x 66 cm) | GEK-201-E1 |
| 201B/20-E3 | Explosion-proof, 1/2 HP, 3-phase, 60Hz | 208-230 / 460 | 2.1-2.0 / 1.0 | 20 | 300 Lb. (136 kg) | 300 Lb. (136 kg) | 16" to 23" (41 to 58 cm) | 35" (89 cm) | 229 Lb. (104 kg) | L48" W40" H26" (122 x 102 x 66 cm) | GEK-201-E3 |
| 201B/20-E3-50 | Explosion-proof, 1/2 HP, 3-phase, 50Hz | 230 / 400 | 1.7 / 1.0 | 16 | 300 Lb. (136 kg) | 300 Lb. (136 kg) | 16" to 23" (41 to 58 cm) | 35" (89 cm) | 229 Lb. (104 kg) | L48" W40" H26" (122 x 102 x 66 cm) | GEK-201-E3 |
| 201B/20-E575 | Explosion-proof, 1/2 HP, 3-phase, 60Hz | 575 | 0.7 | 20 | 300 Lb. (136 kg) | 300 Lb. (136 kg) | 16" to 23" (41 to 58 cm) | 35" (89 cm) | 229 Lb. (104 kg) | L48" W40" H26" (122 x 102 x 66 cm) | GEK-201-E3 |
| 201B/20-A | Air Motor | - | - | 20 | 300 Lb. (136 kg) | 250 Lb. (136 kg) | 16" to 23" (41 to 58 cm) | 35" (89 cm) | 203 Lb. (92 kg) | L48" W40" H26" (122 x 102 x 66 cm) | GEK-201-A |

* RPM is based on standard 22.5" (57.15 cm) diameter 55-gallon (210 liter) drum.

** A shifting dry load exerts greater stress on the drum roller than the fluid motion of a liquid load.

Belted Variable Speed Portable Drum Rollers for Fiber Drum

| Model # | Motor | Volts | Full Load Amp Draw | Drum RPM * | Drum Roller Capacity | | Handle Drum Diameter | Max. Drum Length | Domestic Ship Weight | Domestic Ship Dimensions | Guard Enclosure Kit Option # |
|---------------------|--|---------------|--------------------|-------------------|----------------------|--|-----------------------------|------------------|----------------------|---------------------------------------|------------------------------|
| | | | | | Liquid Contents | Dry Contents ** | | | | | |
| 201BVS-1 | 1/2 HP, 1-phase, 60Hz | 115 | 7.4 | Variable 15 to 24 | 300 Lb. (136 kg) | 300 Lb. (136 kg) at 15 RPM 250 Lb. (114 kg) at 24 RPM | 16" to 23" (41 to 58 cm) | 35" (89 cm) | 229 Lb. (104 kg) | L48" W40" H26" (122 x 102 x 66 cm) | GEK-201-1 |
| 201BVS-1-50 | 1/2 HP, 1-phase, 50Hz | 110 / 220 | 7.2 / 3.6 | Variable 13 to 20 | 300 Lb. (136 kg) | 300 Lb. (136 kg) at 13 RPM 250 Lb. (114 kg) at 20 RPM | 16" to 23" (41 to 58 cm) | 35" (89 cm) | 229 Lb. (104 kg) | L48" W40" H26" (122 x 102 x 66 cm) | GEK-201-1 |
| 201BVS-3 | 1/2 HP, 3-phase, 60Hz | 208-230 / 460 | 2.5-2.0 / 1.0 | Variable 15 to 24 | 300 Lb. (136 kg) | 300 Lb. (136 kg) at 15 RPM 250 Lb. (114 kg) at 24 RPM | 16" to 23" (41 to 58 cm) | 35" (89 cm) | 229 Lb. (104 kg) | L48" W40" H26" (122 x 102 x 66 cm) | GEK-201-3 |
| 201BVS-3-50 | 1/2 HP, 3-phase, 50Hz | 230 / 400 | 1.7 / 1.0 | Variable 13 to 20 | 300 Lb. (136 kg) | 300 Lb. (136 kg) at 13 RPM 250 Lb. (114 kg) at 20 RPM | 16" to 23" (41 to 58 cm) | 35" (89 cm) | 229 Lb. (104 kg) | L48" W40" H26" (122 x 102 x 66 cm) | GEK-201-3 |
| 201BVS-575 | 1/2 HP, 3-phase, 60Hz | 575 | 0.8 | Variable 15 to 24 | 300 Lb. (136 kg) | 300 Lb. (136 kg) at 15 RPM 250 Lb. (114 kg) at 24 RPM | 16" to 23" (41 to 58 cm) | 35" (89 cm) | 229 Lb. (104 kg) | L48" W40" H26" (122 x 102 x 66 cm) | GEK-201-3 |
| 201BVS-E1 | Explosion-proof, 1/2 HP, 1-phase, 60Hz | 115 / 208-230 | 7.4 / 3.9-3.7 | Variable 15 to 24 | 300 Lb. (136 kg) | 300 Lb. (136 kg) at 15 RPM 250 Lb. (114 kg) at 24 RPM | 16" to 23" (41 to 58 cm) | 35" (89 cm) | 239 Lb. (109 kg) | L48" W40" H26" (122 x 102 x 66 cm) | GEK-201-E1 |
| 201BVS-E1-50 | Explosion-proof, 1/2 HP, 1-phase, 50Hz | 110 / 220 | 7.2 / 3.6 | Variable 13 to 20 | 300 Lb. (136 kg) | 300 Lb. (136 kg) at 13 RPM 250 Lb. (114 kg) at 20 RPM | 16" to 23" (41 to 58 cm) | 35" (89 cm) | 239 Lb. (109 kg) | L48" W40" H26" (122 x 102 x 66 cm) | GEK-201-E1 |
| 201BVS-E3 | Explosion-proof, 1/2 HP, 3-phase, 60Hz | 208-230 / 460 | 2.1-2.0 / 1.0 | Variable 15 to 24 | 300 Lb. (136 kg) | 300 Lb. (136 kg) at 15 RPM 250 Lb. (114 kg) at 24 RPM | 16" to 23" (41 to 58 cm) | 35" (89 cm) | 239 Lb. (109 kg) | L48" W40" H26" (122 x 102 x 66 cm) | GEK-201-E3 |
| 201BVS-E3-50 | Explosion-proof, 1/2 HP, 3-phase, 50Hz | 230 / 400 | 1.7 / 1.0 | Variable 13 to 20 | 300 Lb. (136 kg) | 300 Lb. (136 kg) at 13 RPM 250 Lb. (114 kg) at 20 RPM | 16" to 23" (41 to 58 cm) | 35" (89 cm) | 239 Lb. (109 kg) | L48" W40" H26" (122 x 102 x 66 cm) | GEK-201-E3 |
| 201BVS-E575 | Explosion-proof, 1/2 HP, 3-phase, 60Hz | 575 | 0.7 | Variable 15 to 24 | 300 Lb. (136 kg) | 300 Lb. (136 kg) at 15 RPM 250 Lb. (114 kg) at 24 RPM | 16" to 23" (41 to 58 cm) | 35" (89 cm) | 239 Lb. (109 kg) | L48" W40" H26" (122 x 102 x 66 cm) | GEK-201-E3 |
| 201BVS-A | Air Motor | - | - | Variable 13 to 20 | 300 Lb. (136 kg) | 300 Lb. (136 kg) at 13 RPM 250 Lb. (114 kg) at 24 RPM | 16" to 23" (41 to 58 cm) | 35" (89 cm) | 213 Lb. (98 kg) | L48" W40" H26" (122 x 102 x 66 cm) | GEK-201-A |

* RPM is based on standard 22.5" (57.15 cm) diameter 55-gallon (210 liter) drum.

** A shifting dry load exerts greater stress on the drum roller than the fluid motion of a liquid load.